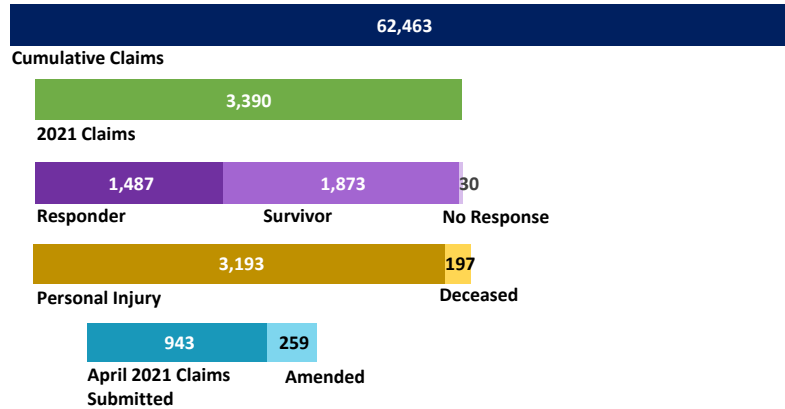


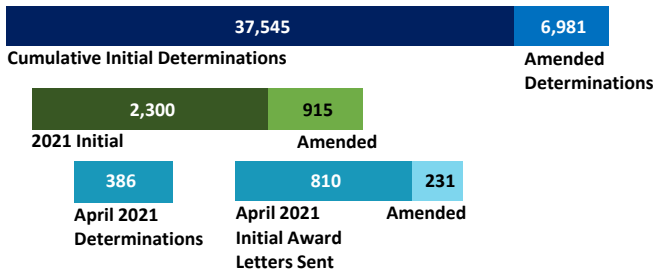
VCF Program Statistics As of April 30, 2021

VCF At-A-Glance


CLAIMS SUBMITTED



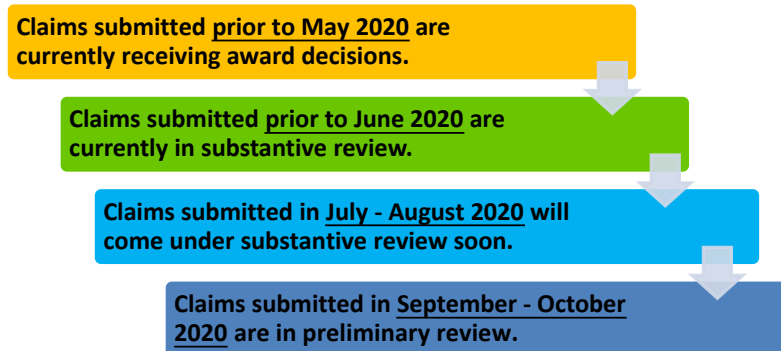
DETERMINATIONS RENDERED



DOLLARS AWARDED

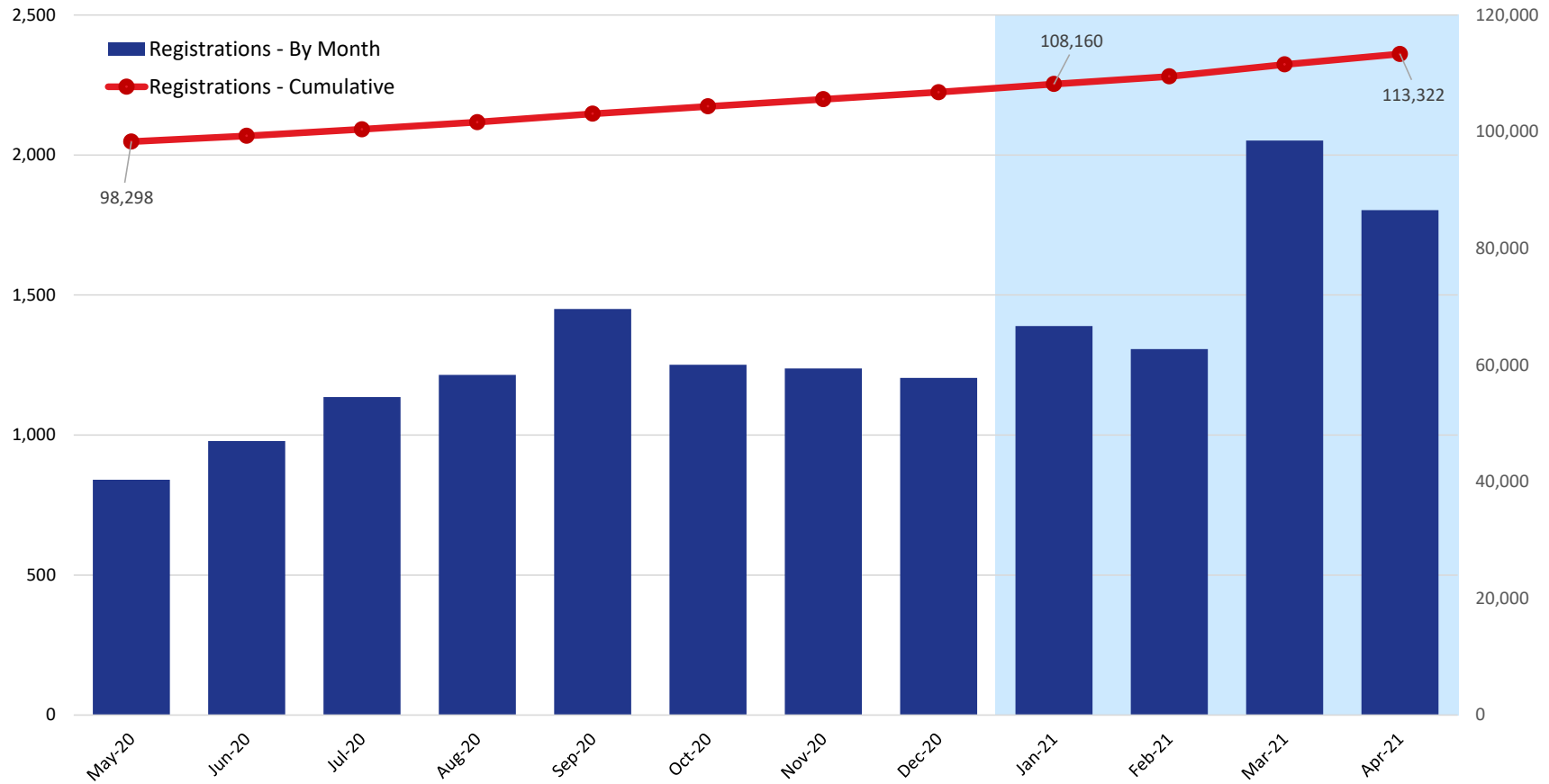


Claim Review Timeline



VCF Program Statistics As of April 30, 2021

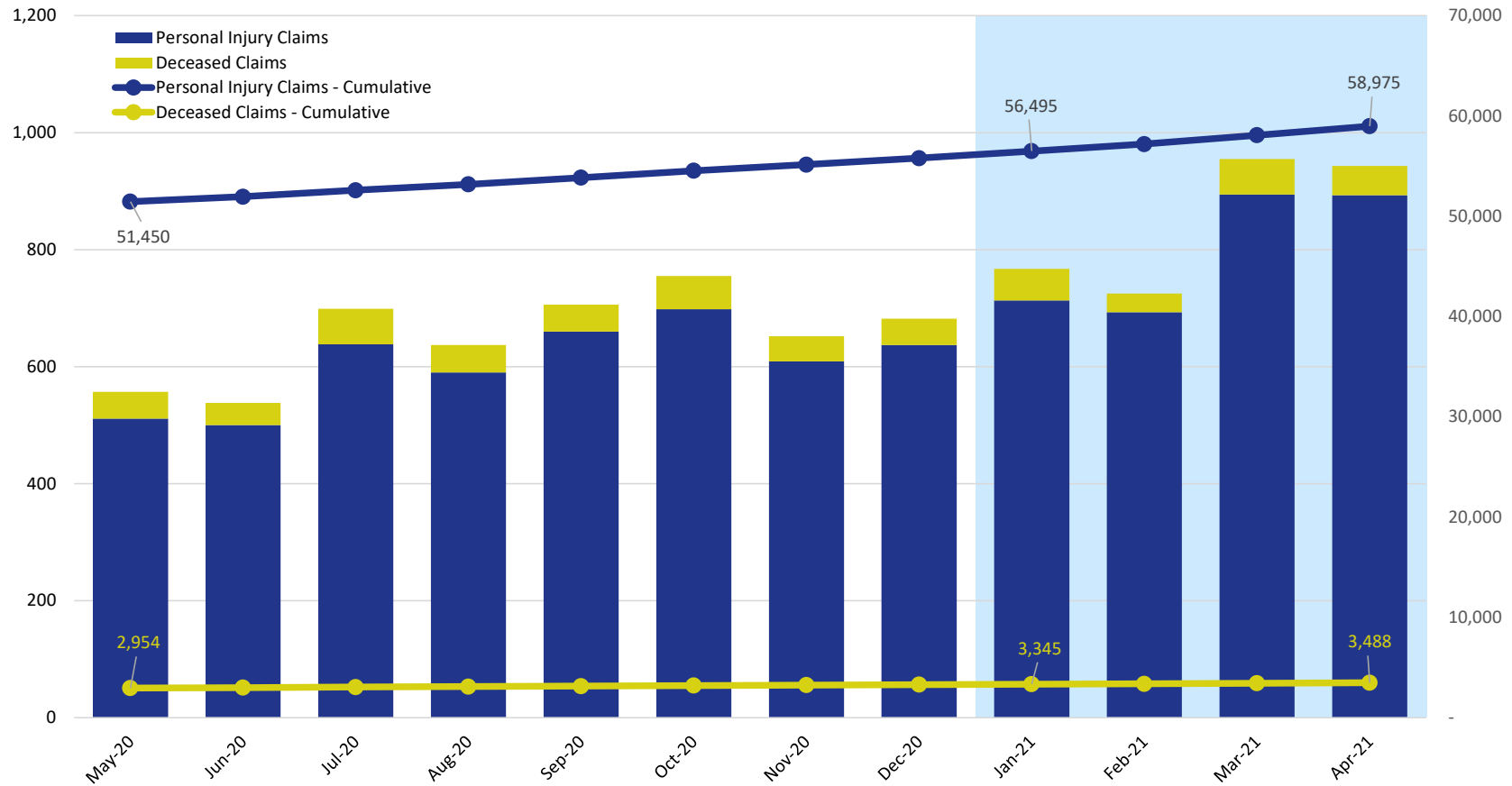
Unique Registrations



	2020								2021			
	May	Jun	Jul	Aug	Sep	Oct	Nov	Dec	Jan	Feb	Mar	Apr
Registrations - By Month	840	979	1,136	1,215	1,450	1,251	1,238	1,204	1,389	1,307	2,052	1,803
Registrations - Cumulative	98,298	99,277	100,413	101,628	103,078	104,329	105,567	106,771	108,160	109,467	111,519	113,322

VCF Program Statistics As of April 30, 2021

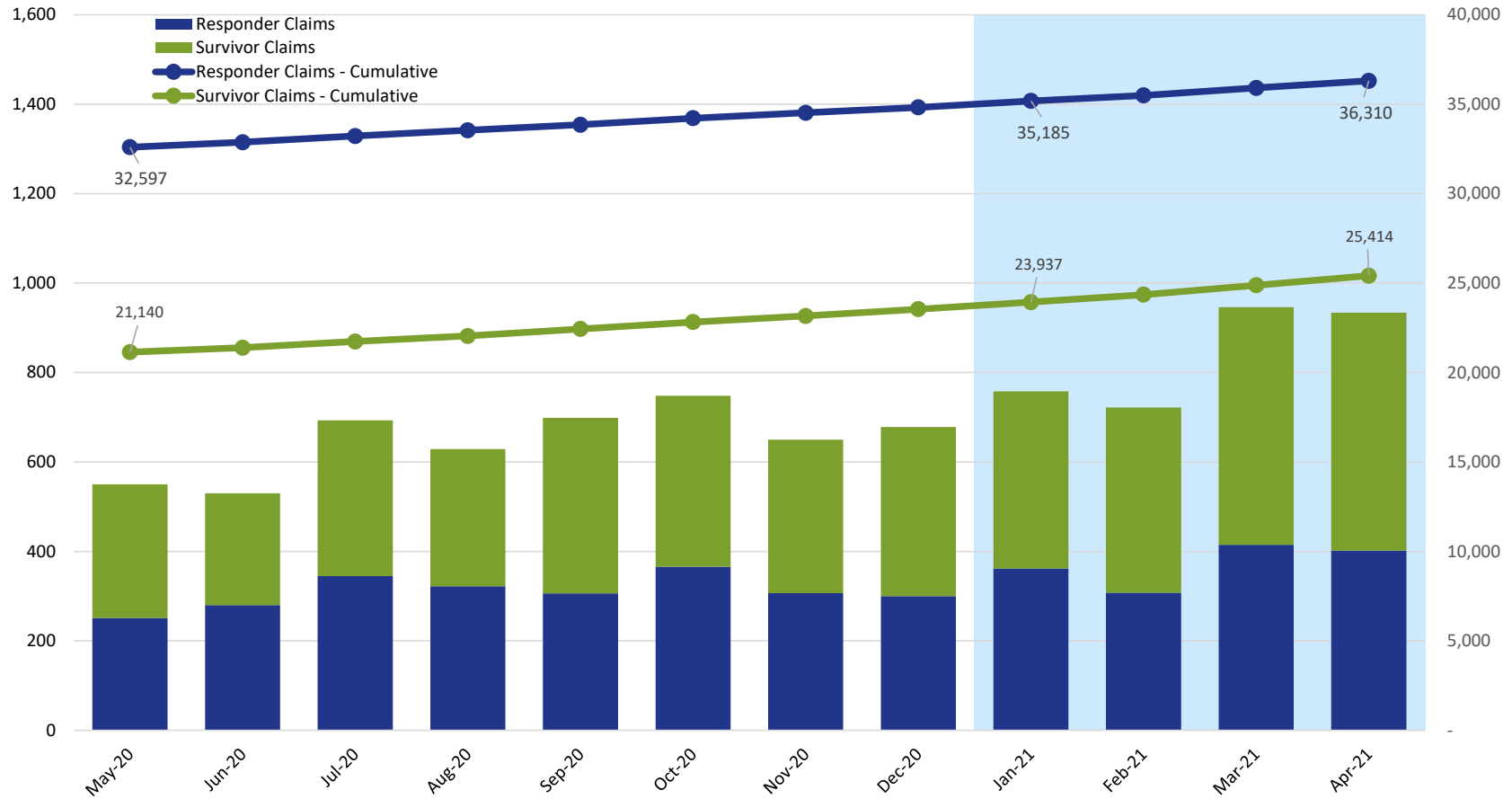
Claims Submitted by Month: Personal Injury & Deceased



	2020								2021			
	May	Jun	Jul	Aug	Sep	Oct	Nov	Dec	Jan	Feb	Mar	Apr
Personal Injury Claims	511	500	638	590	660	698	609	637	713	693	894	893
Deceased Claims	46	38	61	47	46	57	43	45	54	32	61	50
Unknown Claims	-	-	-	-	-	-	-	-	-	-	-	-
Claims - Cumulative	54,404	54,942	55,641	56,278	56,984	57,739	58,391	59,073	59,840	60,565	61,520	62,463

VCF Program Statistics As of April 30, 2021

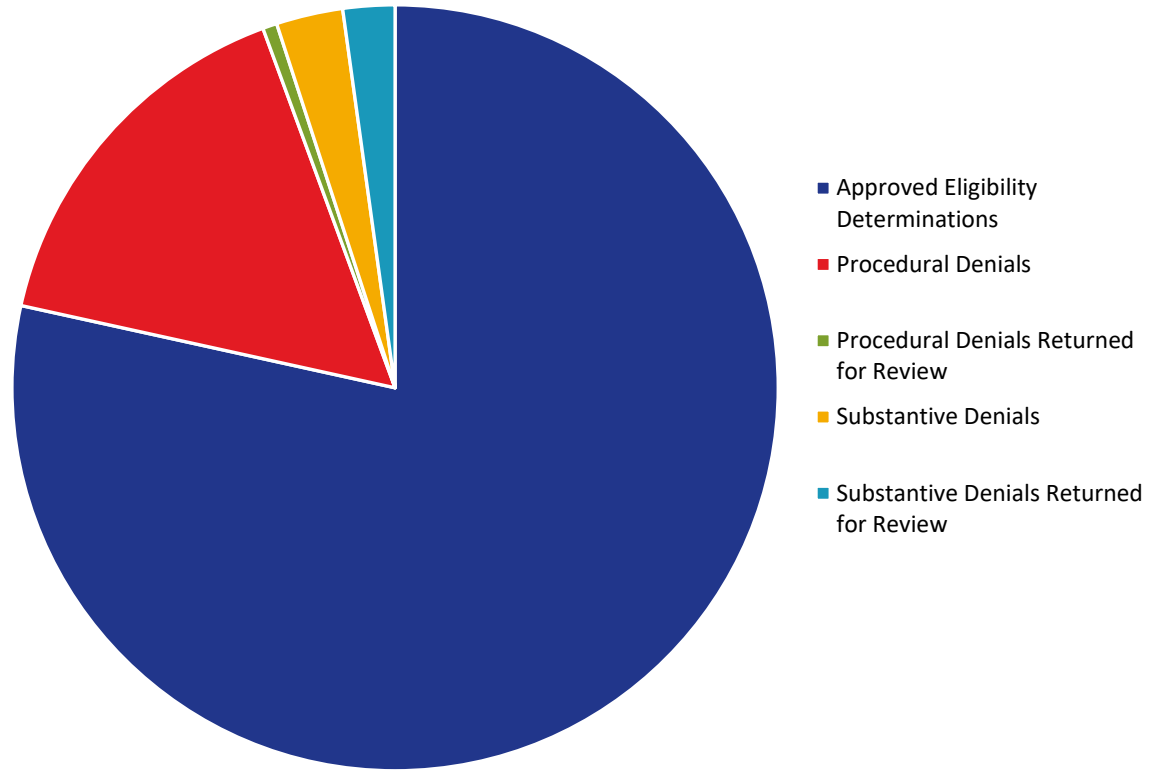
Claims Submitted by Month: Responder & Survivor



	2020								2021			
	May	Jun	Jul	Aug	Sep	Oct	Nov	Dec	Jan	Feb	Mar	Apr
Responder Claims	251	280	345	322	306	366	307	300	362	308	415	402
Survivor Claims	299	250	348	307	393	382	343	378	396	414	531	532
No Response Claims	7	8	6	8	7	7	2	4	9	3	9	9
Claims - Cumulative	54,404	54,942	55,641	56,278	56,984	57,739	58,391	59,073	59,840	60,565	61,520	62,463

VCF Program Statistics As of April 30, 2021

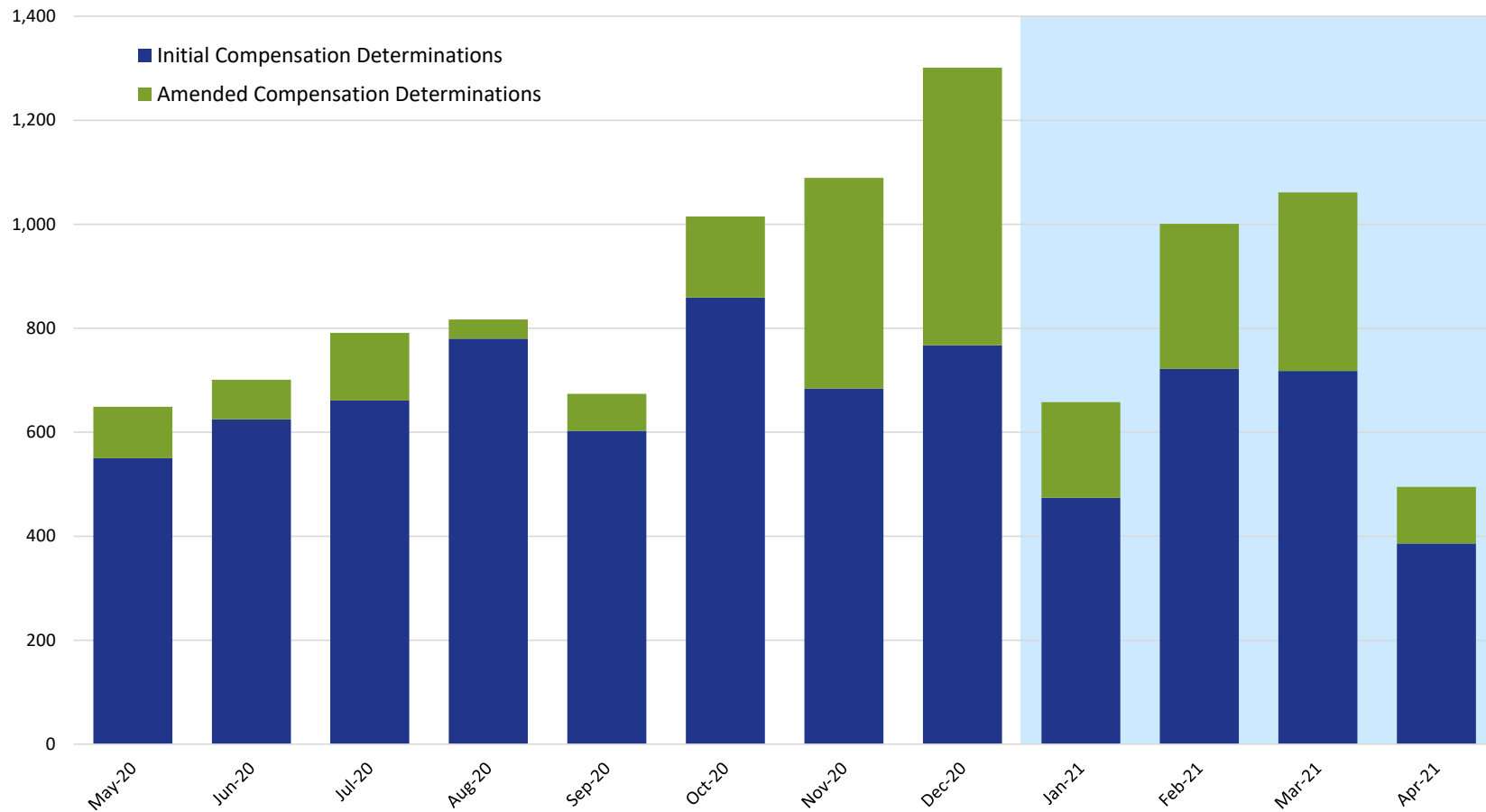
Eligibility



	2020								2021			
	May	Jun	Jul	Aug	Sep	Oct	Nov	Dec	Jan	Feb	Mar	Apr
Approved Eligibility Determinations	31,275	31,918	32,584	33,377	33,905	34,690	35,311	36,092	36,563	37,371	38,186	38,865
Procedural Denials	5,102	5,226	5,282	5,488	5,673	5,727	5,744	6,228	7,076	7,435	7,676	7,900
Procedural Denials Returned for Review	176	180	184	198	212	214	214	232	280	295	298	299
Substantive Denials	965	993	1,031	1,048	1,059	1,108	1,146	1,167	1,198	1,250	1,295	1,394
Substantive Denials Returned for Review	337	377	442	476	505	589	663	707	807	957	1,061	1,084

VCF Program Statistics As of April 30, 2021

Compensation Determinations by Month: Initial & Amended



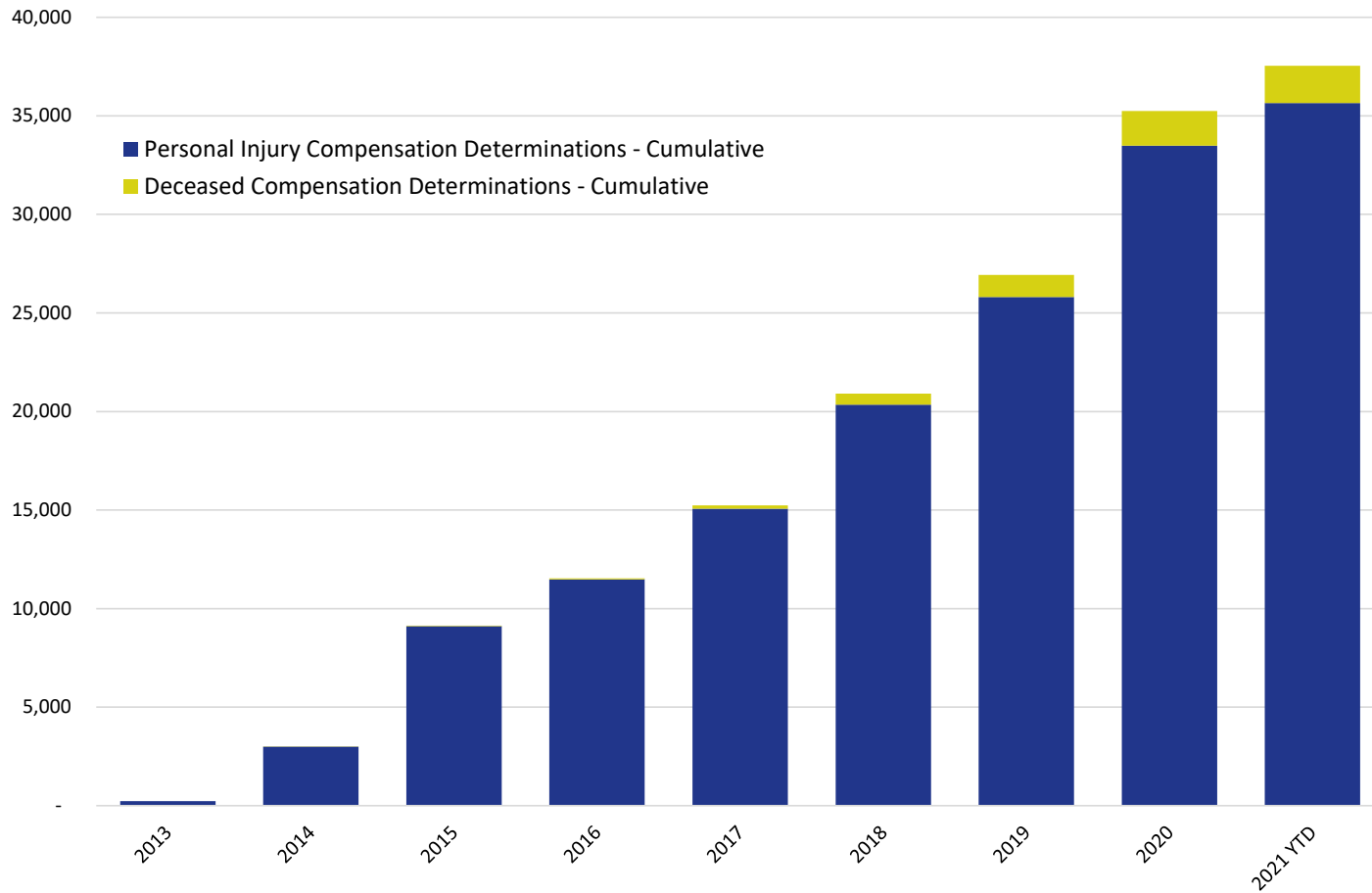
	2020								2021			
	May	Jun	Jul	Aug	Sep	Oct	Nov	Dec	Jan	Feb	Mar	Apr
Initial Compensation Determinations	550	625	661	780	603	859	684	767	474	722	718	386
Amended Compensation Determinations	99	76	130	37	71	156	405	534	184	279	343	109

NOTE: This chart includes only those compensation determinations for which the claimant has been notified by the VCF in writing of the amount of their award. Once a claimant is notified, the determination is counted on this chart, but it is reflected in the month in which the award was finalized and deemed ready for final quality checks, not in the month in which the claimant was notified. The VCF process includes a series of quality checks that are completed before a claimant is notified. These quality checks may take several weeks or longer. This means that there are claims for which substantive review has been completed but they are not counted on this chart because the claimant has not yet been notified of the award. This also means that the monthly numbers shown here for prior months will change from one report to the next as claims completed in earlier months finish the quality check process and claimants are notified.

VCF Program Statistics

As of April 30, 2021

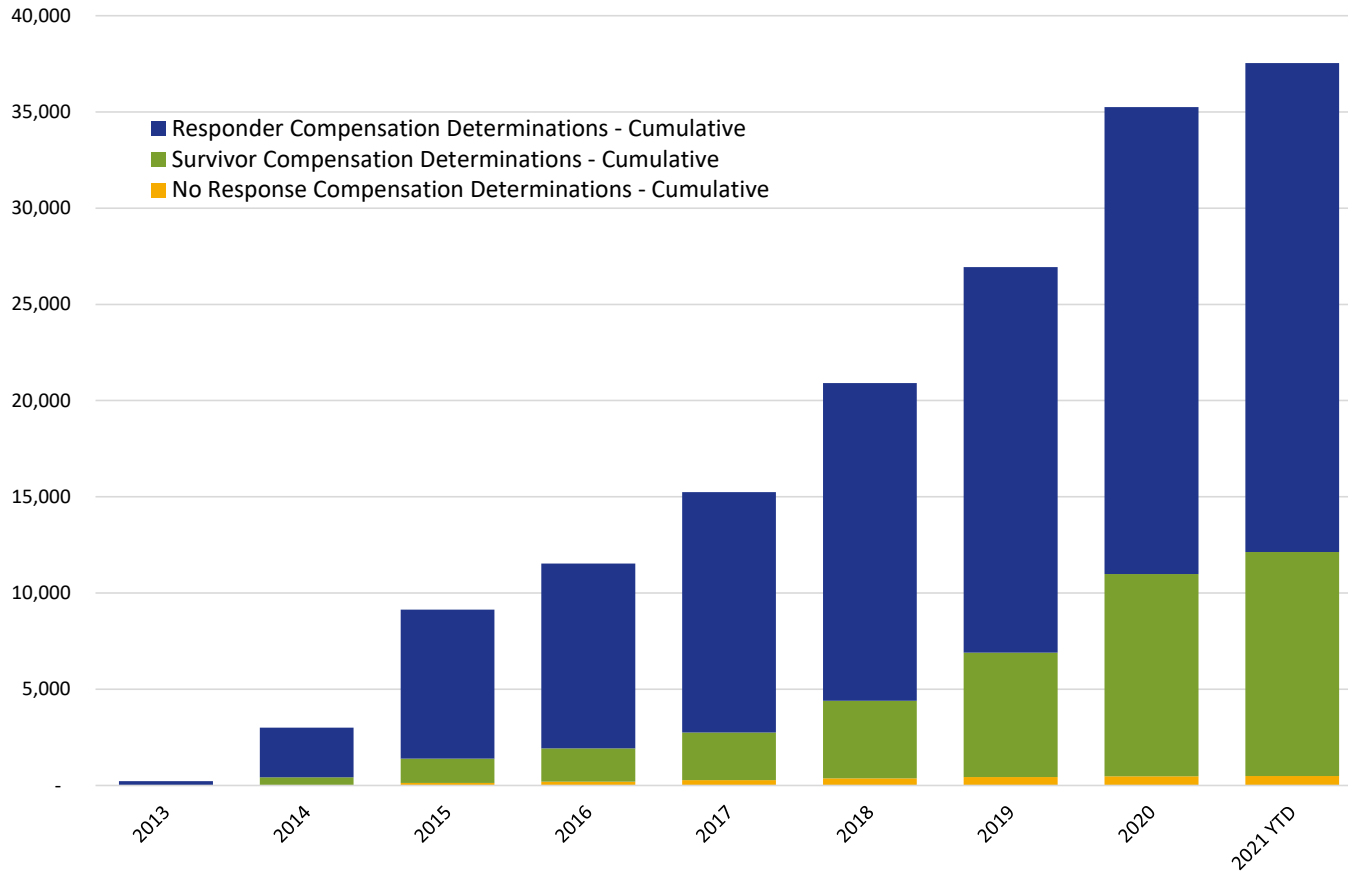
Cumulative Claims with Compensation Determinations Personal Injury & Deceased



	2013	2014	2015	2016	2017	2018	2019	2020	2021 YTD
Personal Injury Compensation Determinations - Cumulative	225	2,999	9,112	11,475	15,065	20,341	25,814	33,485	35,649
Deceased Compensation Determinations - Cumulative	-	8	20	52	175	572	1,119	1,760	1,896

VCF Program Statistics As of April 30, 2021

Cumulative Claims with Compensation Determinations Responder & Survivor



	2013	2014	2015	2016	2017	2018	2019	2020	2021 YTD
Responder Compensation Determinations - Cumulative	218	2,579	7,739	9,595	12,491	16,512	20,031	24,254	25,415
Survivor Compensation Determinations - Cumulative	6	403	1,263	1,740	2,465	4,032	6,461	10,519	11,638
No Response Compensation Determinations - Cumulative	1	25	130	192	284	369	441	472	492