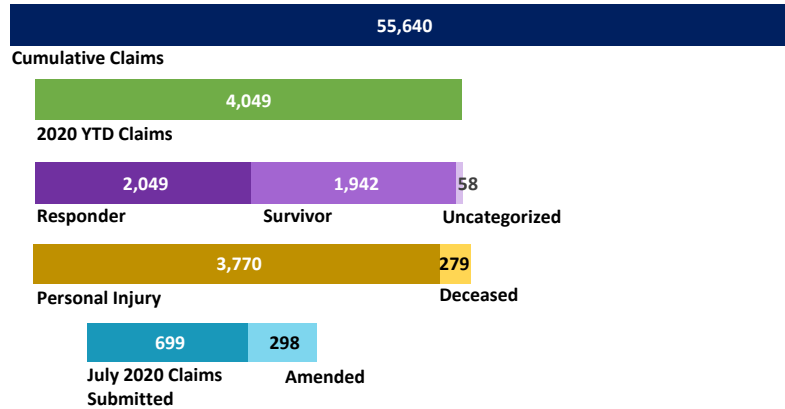


VCF Program Statistics

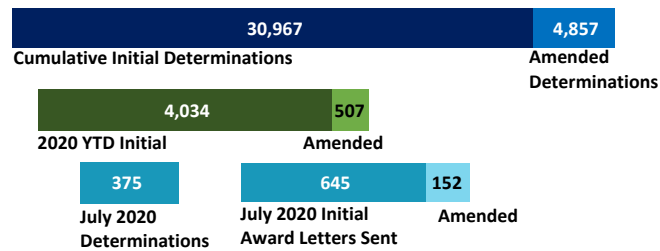
As of July 31, 2020

VCF At-A-Glance


CLAIMS SUBMITTED



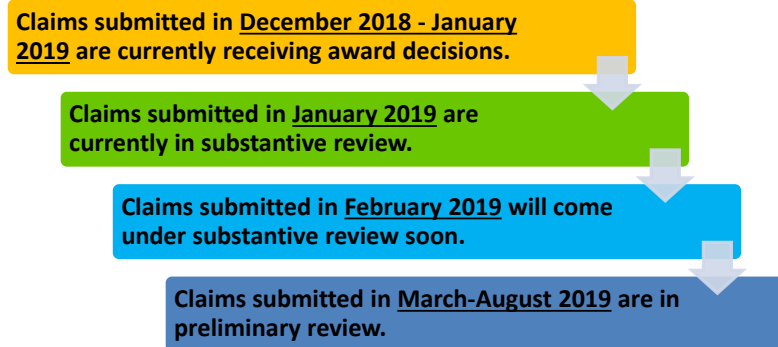
DETERMINATIONS RENDERED



DOLLARS AWARDED

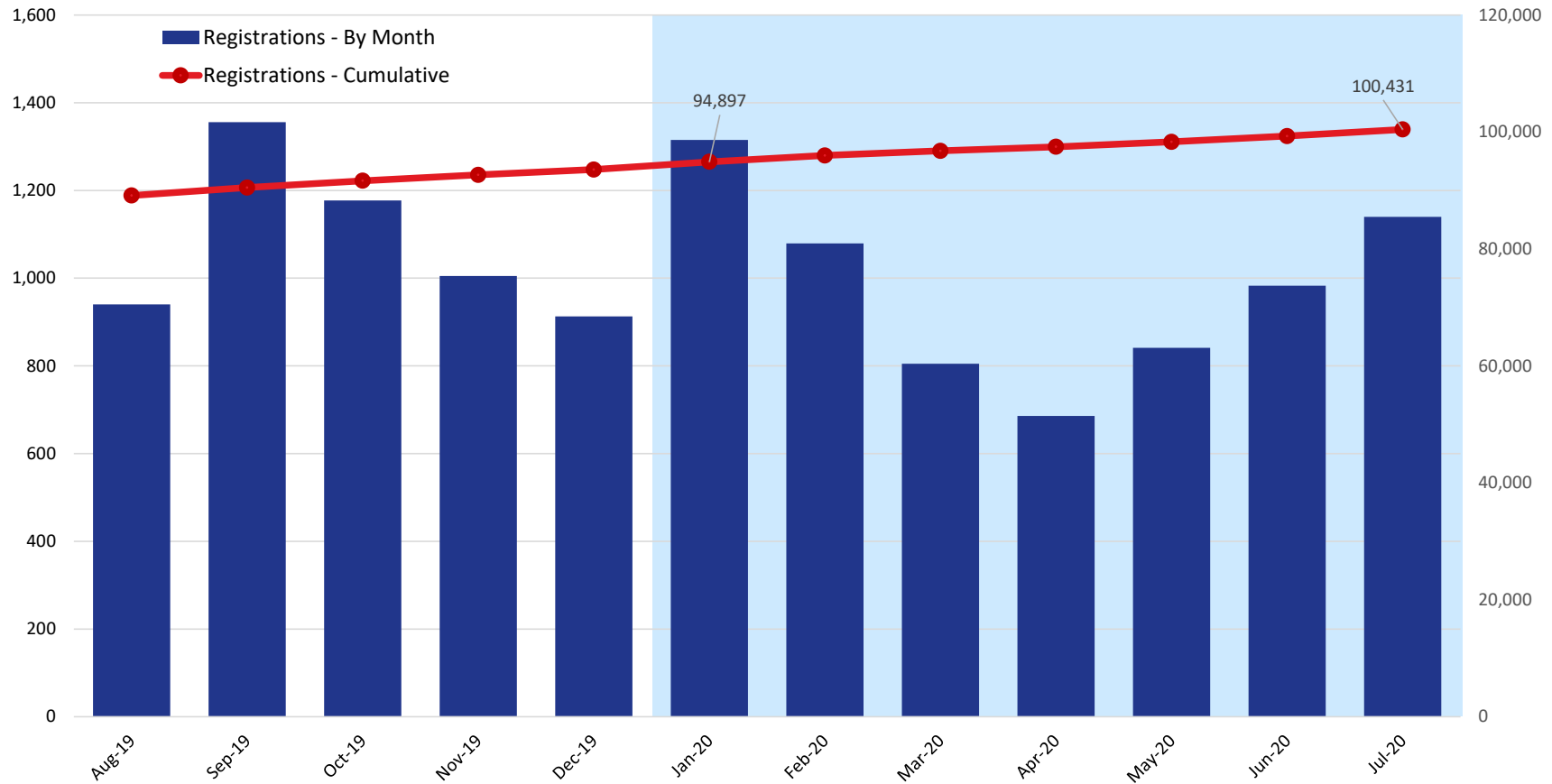


Claim Review Timeline



VCF Program Statistics As of July 31, 2020

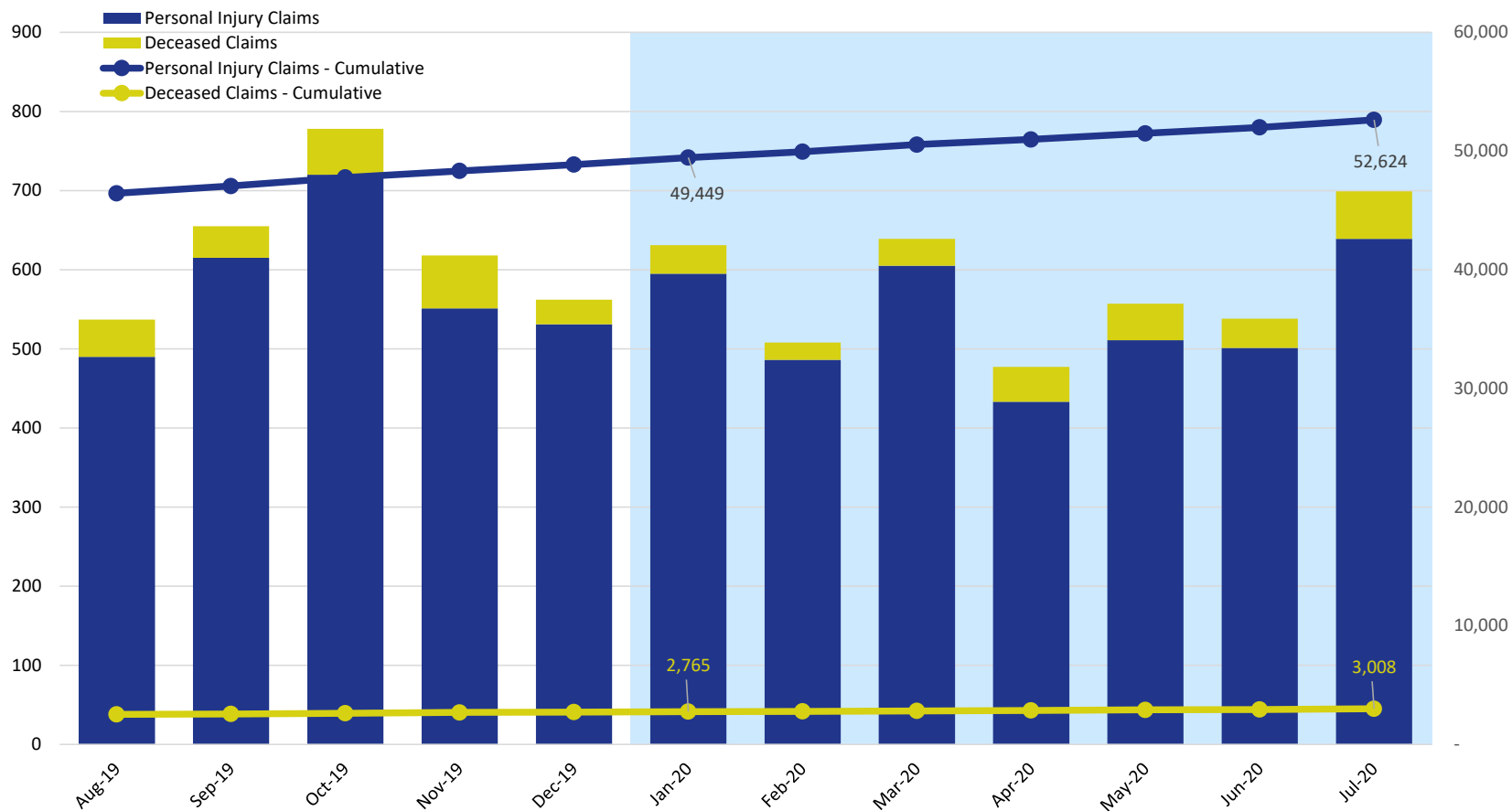
Unique Registrations



	2019					2020						
	Aug	Sep	Oct	Nov	Dec	Jan	Feb	Mar	Apr	May	Jun	Jul
Registrations - By Month	940	1,356	1,177	1,005	913	1,315	1,079	805	686	841	983	1,140
Registrations - Cumulative	89,131	90,487	91,664	92,669	93,582	94,897	95,976	96,781	97,467	98,308	99,291	100,431

VCF Program Statistics As of July 31, 2020

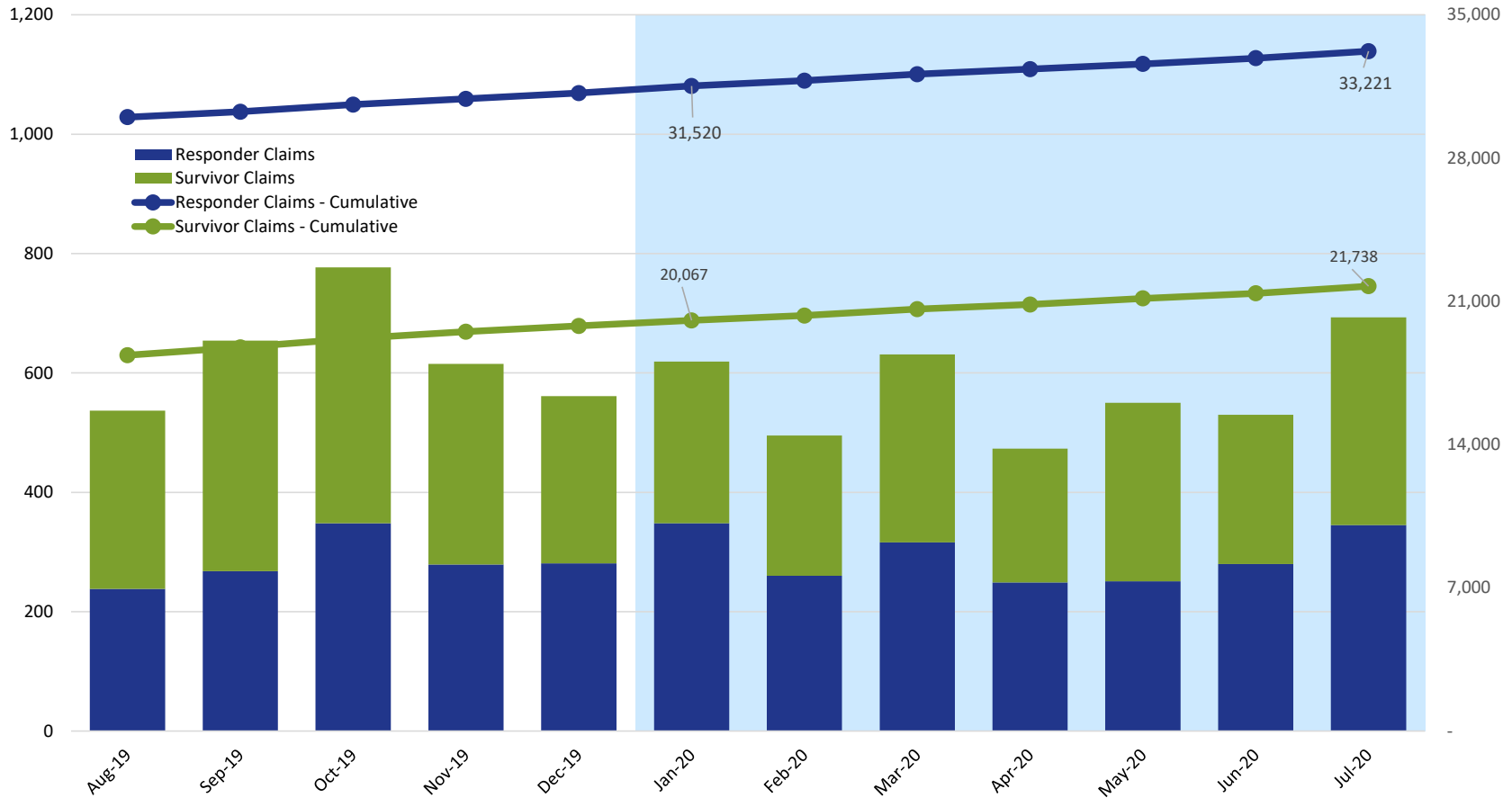
Claims Submitted by Month: Personal Injury & Deceased



	2019					2020						
	Aug	Sep	Oct	Nov	Dec	Jan	Feb	Mar	Apr	May	Jun	Jul
Personal Injury Claims	490	615	720	551	531	595	486	605	433	511	501	639
Deceased Claims	47	40	58	67	31	36	22	34	44	46	37	60
Unknown Claims	-	1	-	-	-	-	-	-	-	-	-	-
Claims - Cumulative	48,977	49,633	50,411	51,029	51,591	52,222	52,730	53,369	53,846	54,403	54,941	55,640

VCF Program Statistics As of July 31, 2020

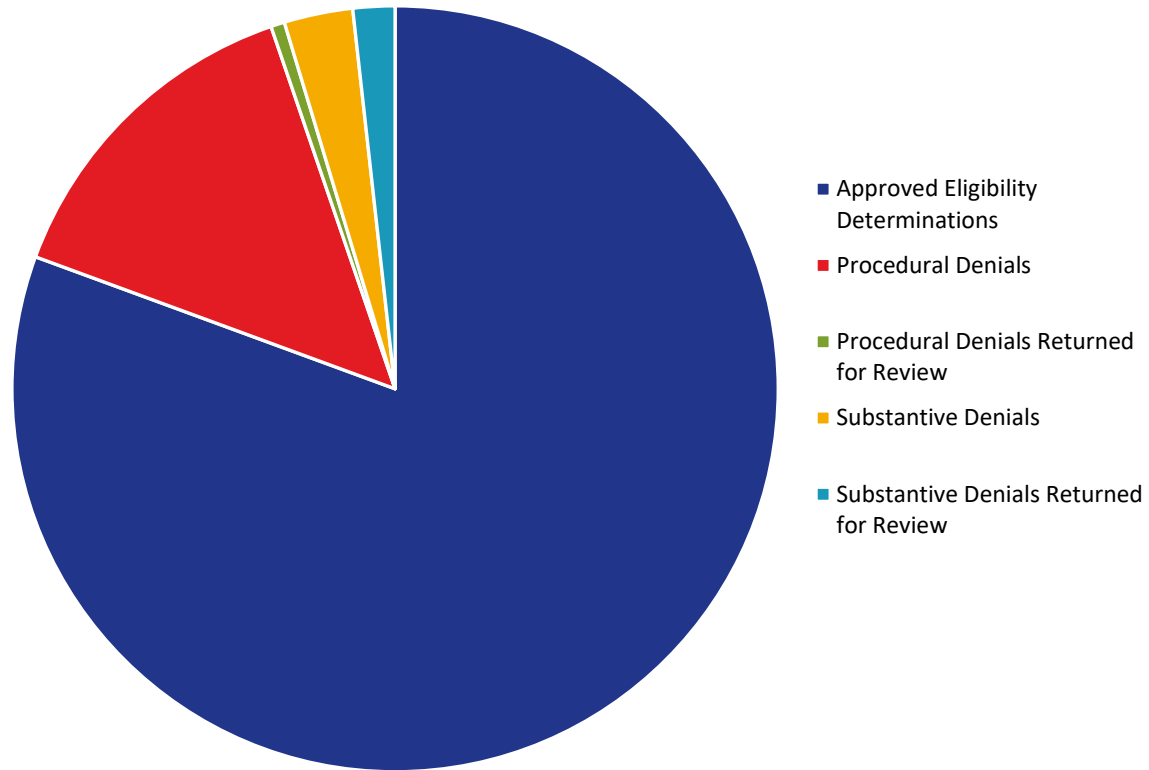
Claims Submitted by Month: Responder & Survivor



	2019					2020						
	Aug	Sep	Oct	Nov	Dec	Jan	Feb	Mar	Apr	May	Jun	Jul
Responder Claims	238	268	348	279	281	348	260	316	249	251	280	345
Survivor Claims	299	386	429	336	280	271	235	315	224	299	250	348
Uncategorized Claims	-	2	1	3	1	12	13	8	4	7	8	6
Claims - Cumulative	48,977	49,633	50,411	51,029	51,591	52,222	52,730	53,369	53,846	54,403	54,941	55,640

VCF Program Statistics As of July 31, 2020

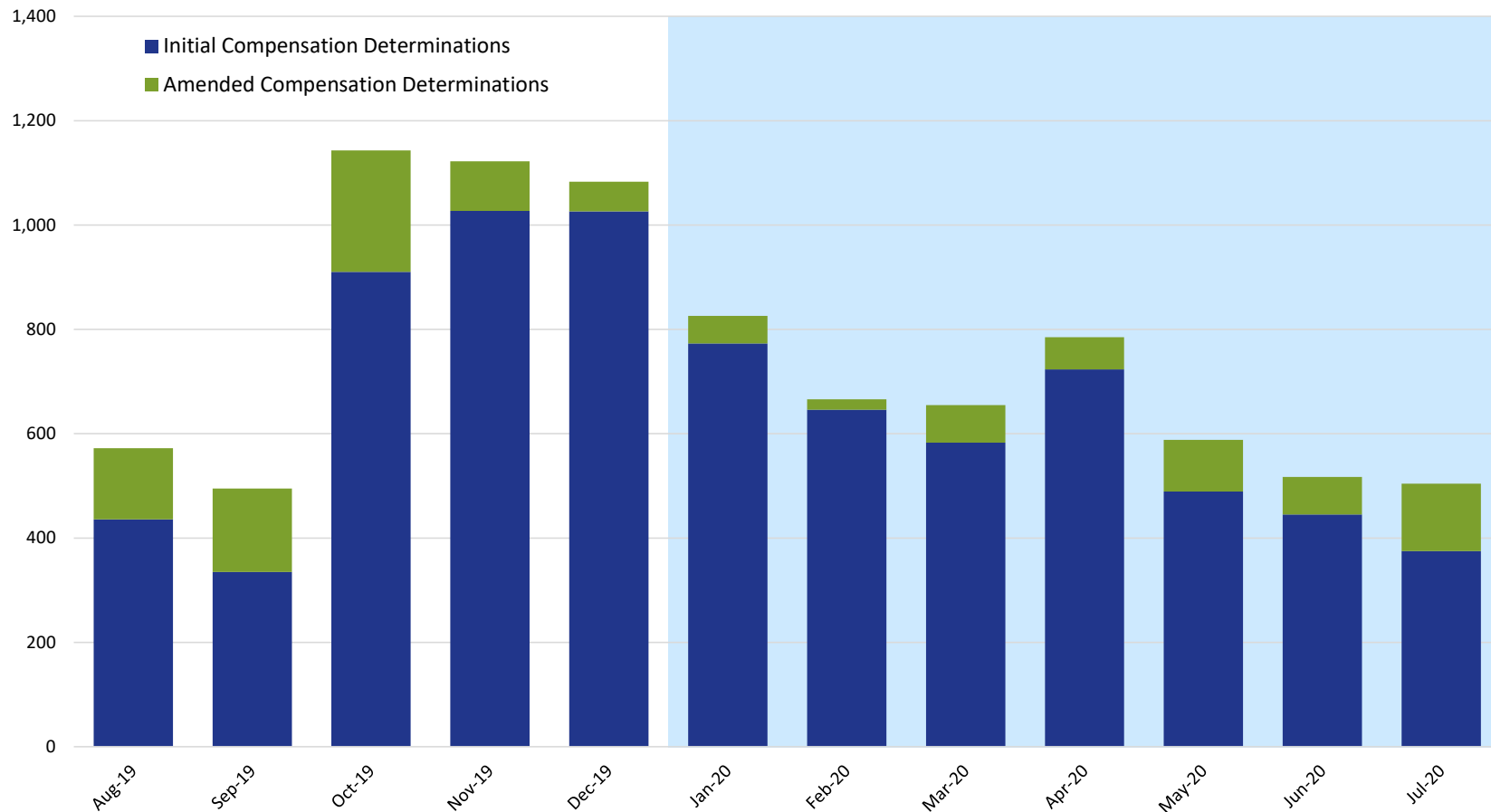
Eligibility



	2019					2020						
	Aug	Sep	Oct	Nov	Dec	Jan	Feb	Mar	Apr	May	Jun	Jul
Approved Eligibility Determinations	24,345	24,825	25,602	26,508	27,521	28,362	29,117	29,705	30,524	31,169	31,878	32,588
Procedural Denials	3,343	3,343	3,416	3,511	3,963	4,214	4,467	4,710	5,386	5,467	5,596	5,659
Procedural Denials Returned for Review	176	176	180	181	197	200	203	206	223	226	230	230
Substantive Denials	732	742	768	801	836	871	904	950	984	1,084	1,147	1,341
Substantive Denials Returned for Review	77	83	120	188	255	321	372	436	505	610	699	761

VCF Program Statistics As of July 31, 2020

Compensation Determinations by Month: Initial & Amended



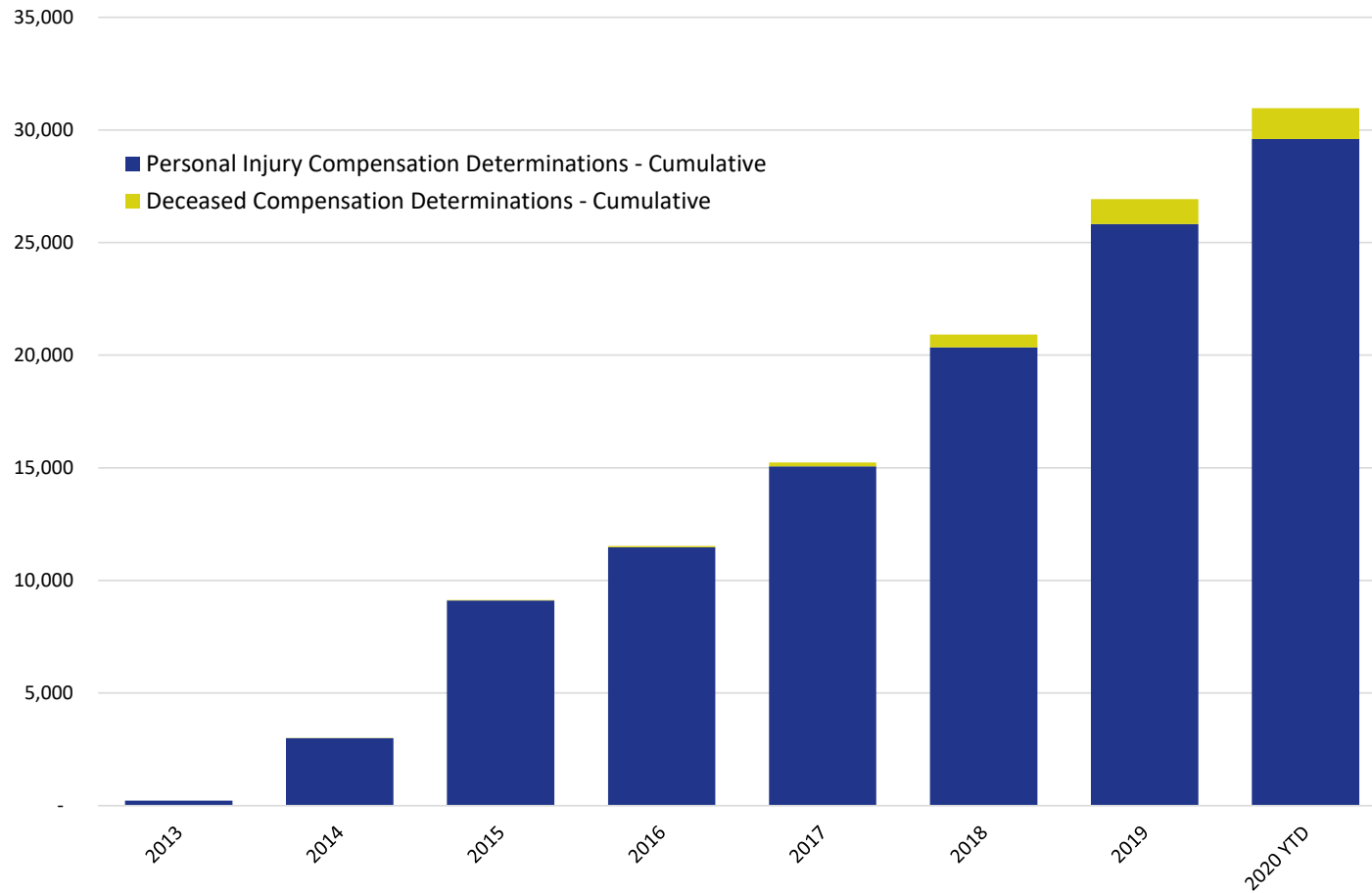
	2019					2020						
	Aug	Sep	Oct	Nov	Dec	Jan	Feb	Mar	Apr	May	Jun	Jul
Initial Compensation Determinations	436	335	910	1,027	1,026	773	646	583	723	489	445	375
Amended Compensation Determinations	136	160	233	95	57	53	20	72	62	99	72	129

NOTE: This chart includes only those compensation determinations for which the claimant has been notified by the VCF in writing of the amount of their award. Once a claimant is notified, the determination is counted on this chart, but it is reflected in the month in which the award was finalized and deemed ready for final quality checks, not in the month in which the claimant was notified. The VCF process includes a series of quality checks that are completed before a claimant is notified. These quality checks may take several weeks or longer. This means that there are claims for which substantive review has been completed but they are not counted on this chart because the claimant has not yet been notified of the award. This also means that the monthly numbers shown here for prior months will change from one report to the next as claims completed in earlier months finish the quality check process and claimants are notified.

VCF Program Statistics

As of July 31, 2020

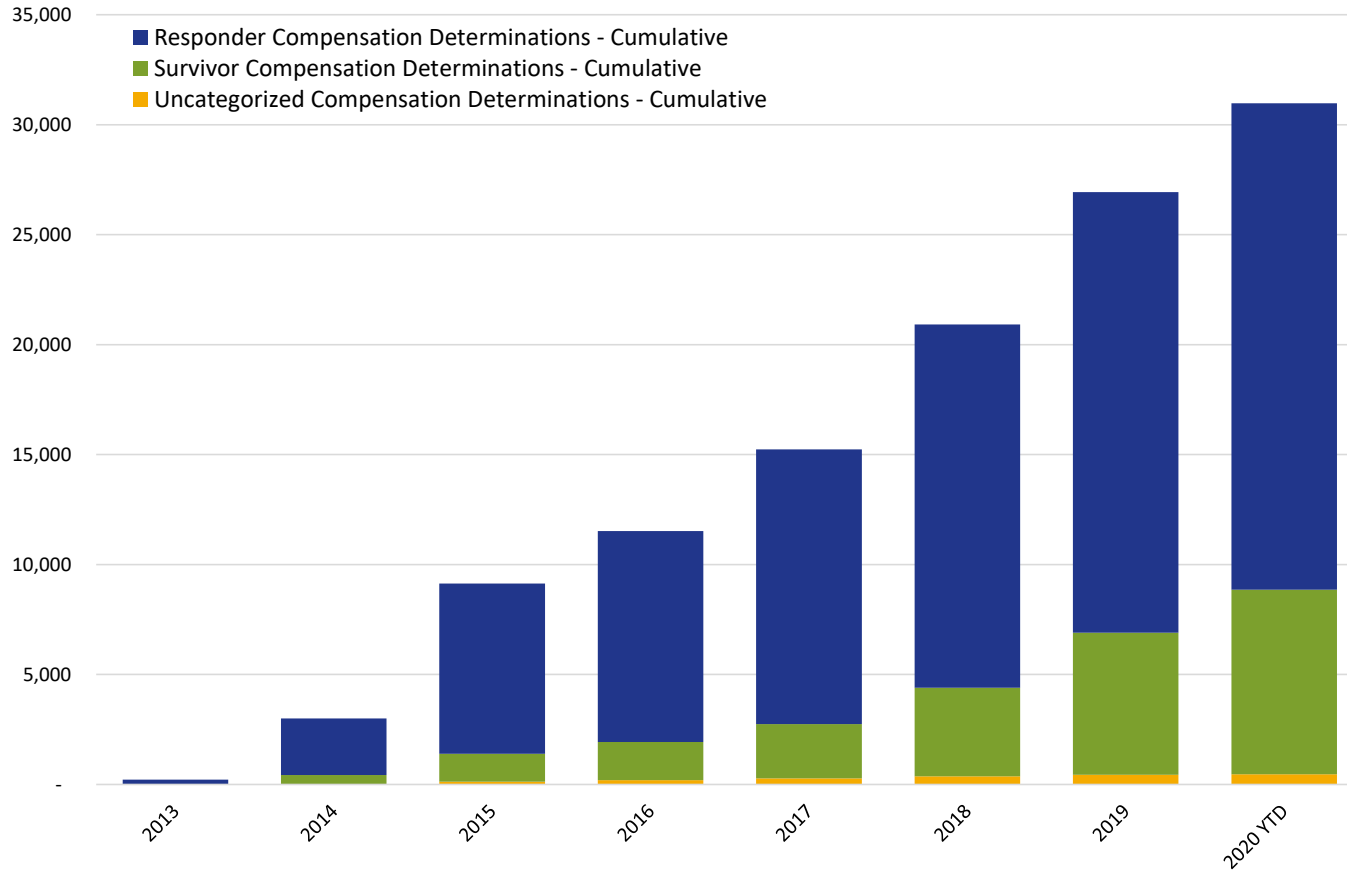
Cumulative Claims with Compensation Determinations Personal Injury & Deceased



	2013	2014	2015	2016	2017	2018	2019	2020 YTD
Personal Injury Compensation Determinations - Cumulative	225	2,999	9,112	11,474	15,064	20,348	25,824	29,594
Deceased Compensation Determinations - Cumulative	-	8	20	53	176	565	1,109	1,373

VCF Program Statistics As of July 31, 2020

Cumulative Claims with Compensation Determinations Responder & Survivor



	2013	2014	2015	2016	2017	2018	2019	2020 YTD
Responder Compensation Determinations - Cumulative	218	2,579	7,739	9,595	12,491	16,512	20,031	22,115
Survivor Compensation Determinations - Cumulative	6	403	1,263	1,740	2,465	4,032	6,461	8,390
Uncategorized Compensation Determinations - Cumulative	1	25	130	192	284	369	441	462